

# Human SIRP Gamma/CD172g Protein

Cat. No. SRP-HM40G

## Description

<b>Source</b>	Recombinant Human SIRP Gamma/CD172g Protein is expressed from HEK293 with His tag and Avi tag at the C-Terminus. It contains Glu29-Pro360.
<b>Accession</b>	Q9P1W8
<b>Molecular Weight</b>	The protein has a predicted MW of 39.7 kDa. Due to glycosylation, the protein migrates to 45-52 kDa based on Bis-Tris PAGE result.
<b>Endotoxin</b>	Less than 1EU per µg by the LAL method.
<b>Purity</b>	> 95% as determined by Bis-Tris PAGE > 95% as determined by HPLC

## Formulation and Storage

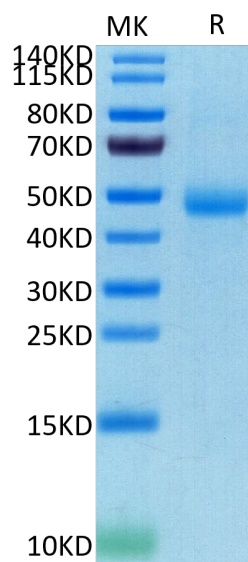
<b>Formulation</b>	Lyophilized from 0.22µm filtered solution in PBS (pH 7.4). Normally 8% trehalose is added as protectant before lyophilization.
<b>Reconstitution</b>	Centrifuge the tube before opening. Reconstituting to a concentration more than 100 µg/ml is recommended. Dissolve the lyophilized protein in distilled water.
<b>Storage</b>	-20 to -80°C for 12 months as supplied from date of receipt. -80°C for 3 months after reconstitution. Recommend to aliquot the protein into smaller quantities for optimal storage. Please minimize freeze-thaw cycles.

## Background

Signal regulatory protein gamma (SIRP gamma, designated CD172g), also called SIRP beta 2, is a monomeric 45-47 kDa type I transmembrane protein belonging to the SIRP/SHPS (CD172) family of the Ig superfamily. SIRP gamma is probable immunoglobulin-like cell surface receptor. On binding with CD47, mediates cell-cell adhesion. Engagement on T-cells by CD47 on antigen-presenting cells results in enhanced antigen-specific T-cell proliferation and costimulates T-cell activation.

## Assay Data

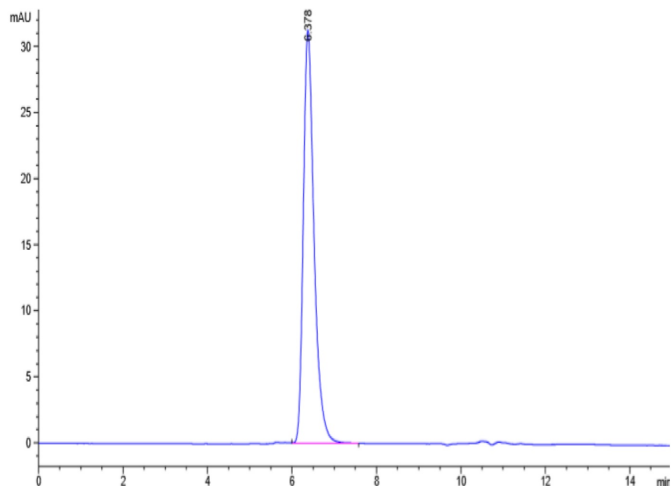
### Bis-Tris PAGE



Human SIRP Gamma on Bis-Tris PAGE under reduced conditions. The purity is greater than 95%..

### SEC-HPLC

Assay Data

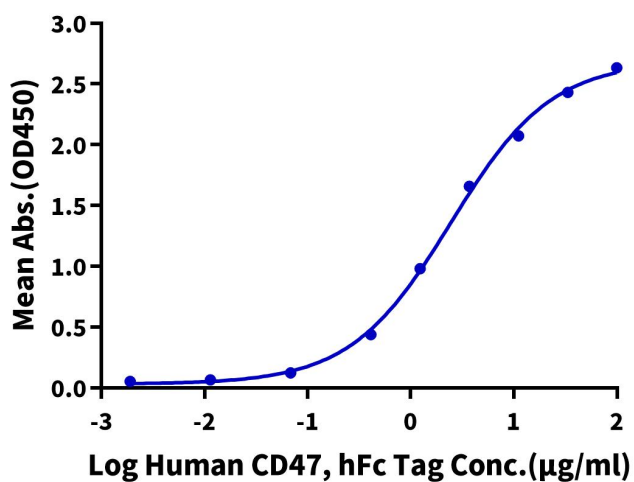


The purity of Human SIRP Gamma is greater than 95% as determined by SEC-HPLC.

ELISA Data

**Human SIRP Gamma, His Tag ELISA**

0.5µg Human SIRP Gamma, His Tag Per Well



Immobilized Human SIRP Gamma, His Tag at 5µg/ml (100µl/well) on the plate. Dose response curve for Human CD47, hFc Tag with the EC50 of 2.46µg/ml determined by ELISA.